

DeltaSol® BX



rosenthal design 

The *DeltaSol*® BX is equipped with 4 relay outputs as well as 2 PWM outputs for the speed control of energy-saving high-efficiency pumps; one of the PWM outputs can be converted into a 0-10 V signal output. Additionally, the controller is equipped with five Pt1000 sensor inputs, two analog Grundfos sensor inputs, an impulse input as well as a supplemental L' output for the connection of an actuator.

The integrated SD memory card slot enables an easy datalogging to an SD memory card as well as a quick and effortless transfer of logged system data to a PC. The extra-large display vouches for a precise visualization of the system status.

Pre-defined functions allow easier parameterization of the system; functional additions such as a drainback option broaden the range of applications. Of course, the *DeltaSol*® BX is also equipped with a RESOLVBus®.

RESOL *DeltaSol*® BX

System controller for solar and heating systems

Article no.: 115 450 07

RESOL *DeltaSol*® BX - Full kit

System controller for solar and heating systems
incl. 4 Pt1000 sensors (2 × FKP6, 2 × FRP6)

Article no.: 115 450 17

- Extra large display
- 4 relay outputs (3 speed controlled)
- 7 sensor inputs
- Inputs for Grundfos Direct Sensors™
- Speed control of high-efficiency pumps
- Datalogging onto SD memory card
- Drainback option
- Heat dump function
- RESOLVBus®
- Energy-efficient switch-mode power supply

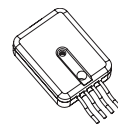


cTUVus certified!

*Datalogging onto
SD memory card!*

The controller can be branded with your own logo.
Please contact our sales team.

Accessories



RESOLVBus®/USB interface adapter

PC connection kit for RESOL controllers with VBus® incl. RESOL ServiceCenter Software (see page 33)

Article no: 180 008 50



RESOLAM1

Alarm module for signaling system failures (see page 45)

Article no: 180 008 70



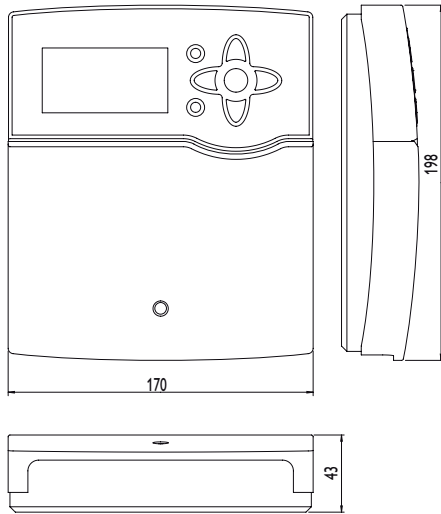
RESOL SP10

Sensor overvoltage protection (see page 45)

Article no: 180 110 70

For an overview of accessories see page 46-47!

Technical data



Housing: plastic, PC-ABS and PMMA

Protection type: IP 20/EN 60529

Ambient temperature: 0 ... 40 °C/32...104 °F

Dimensions: 170 × 198 × 43 mm/6.69" × 7.79" × 1.69"

Installation:

wall mounting, mounting into patch panels is possible

Display: system-monitoring for visualization of the systems, 16-segment- and 7-segment display, 8 symbols for indication of the system status and control lamp (directional pad)

Operation: 7 push buttons at the front

Functions: differential temperature controller with adjustable system functions. Operating hours counter for the solar pump, evacuated tube collector function, thermostat function, pump speed control, energy metering and time-controlled thermostat function

Inputs:

5 Pt1000 temperature sensors, SD memory card slot, 2 Grundfos Direct Sensors™, 1 impulse input V40

Output: 3 semiconductor relays, 1 standard relay and 2 PWM outputs

Bus: RESOLVBus®

Power supply: 100 ... 240 V~, 50-60 Hz

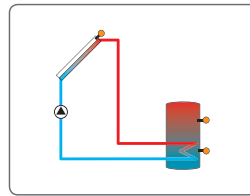
Power consumption: < 1W (standby)

Switching capacities:

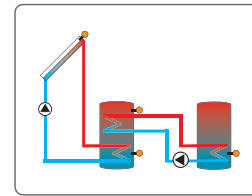
1 (1) A 100 ... 240 V~ (semiconductor relay)

4 (2) A 100 ... 240 V~ (standard relay)

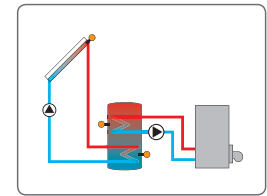
Examples



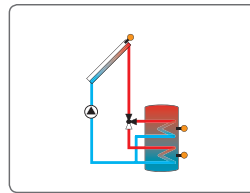
Solar system with 1 tank



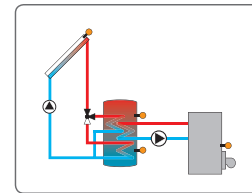
Solar system with 1 tank and heat exchange controller



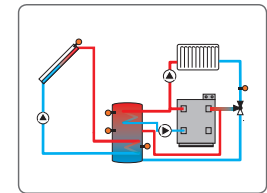
Solar system with 1 tank and thermostatic backup heating



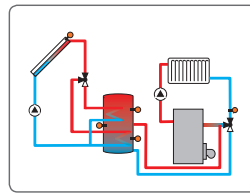
Solar system with tank loading in layers



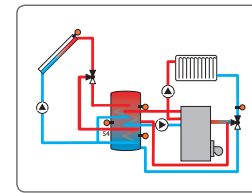
Solar system with tank loading in layers and solid fuel boiler



Solar system with 1 tank, heating circuit return preheating and thermostatic backup heating



Solar system with multi-layer tank and heating circuit return preheating



Solar system with multi-layer tank and heating circuit return preheating and thermostatic backup heating

Electrical connection

